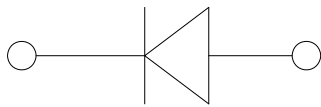



SF21G THRU SF28G

Super Fast Recovery Rectifier



Features

- Ultrafast reverse recovery time
- Low leakage current
- Low switching losses, high efficiency
- High forward surge capability
- Glass passivated chip junction
- Solder dip 275 °C max. 7 s, per JESD 22-B106

Typical Applications

For use in high frequency rectification and freewheeling application in switching mode converters and inverters for consumer, computer and telecommunication.

Mechanical Data

- **Package:** DO-204AC(DO-15)
Molding compound meets UL 94 V-0 flammability rating, -
- **Terminals:** Tin plated leads, solderable per J-STD-002 and JESD22-B102
- **Polarity:** Color band denotes the cathode end

■ Maximum Ratings (Ta=25°C Unless otherwise specified)

PARAMETER	SYMBOL	UNIT	SF21G	SF22G	SF23G	SF24G	SF25G	SF26G	SF27G	SF28G
Device marking code			SF21G	SF22G	SF23G	SF24G	SF25G	SF26G	SF27G	SF28G
Maximum Repetitive Peak Reverse Voltage	V_{RRM}	V	50	100	150	200	300	400	500	600
Maximum RMS Voltage	V_{RMS}	V	35	70	105	140	210	280	350	420
Maximum DC blocking Voltage	V_{DC}	V	50	100	150	200	300	400	500	600
Average Forward Current @60Hz sine wave, Resistance load, Ta =50°C	$I_{F(AV)}$	A	2.0							
Forward Surge Current (Non-repetitive) @60Hz Half-sine wave, 1 cycle, Tj=25°C	I_{FSM}	A	50							
Forward Surge Current (Non-repetitive) @1ms, square wave, 1 cycle, Tj=25°C			100							
Current squared time @1ms≤t8.3≤ms Tj=25°C, Rating of per diode	I^2t	A ² s	10.375							
Typical junction capacitance @Measured at 1MHz and Applied Reverse Voltage of 4.0 V.D.C	C_j	pF	32				18		13	
Storage Temperature	T_{stg}	°C	-55 ~ +150							
Junction Temperature	T_j	°C	-55 ~ +150							

■ Electrical Characteristics (Ta=25°C Unless otherwise specified)

PARAMETER	SYMBOL	UNIT	TEST CONDITIONS	SF21G	SF22G	SF23G	SF24G	SF25G	SF26G	SF27G	SF28G
Maximum instantaneous forward voltage drop per diode	V_F	V	$I_{FM}=2.0A$	0.95				1.3		1.7	
Maximum DC reverse current at rated DC blocking voltage per diode	I_R	μA	$T_j=25^\circ C$	2.5							
			$T_j=125^\circ C$	100							
Maximum reverse recovery time	t_{rr}	ns	$I_F=0.5A, I_R=1.0A, I_r=0.25A$	35							

SF21G THRU SF28G

■ Thermal Characteristics (T_a=25°C Unless otherwise specified)

PARAMETER	SYMBOL	UNIT	SF21G	SF22G	SF23G	SF24G	SF25G	SF26G	SF27G	SF28G
Typical Thermal Resistance	R _{θJA}	°C/W	50							

■ Ordering Information (Example)

PREFERRED P/N	PACKAGE CODE	UNIT WEIGHT(g)	MINIMUM PACKAGE(pcs)	INNER BOX QUANTITY(pcs)	OUTER CARTON QUANTITY(pcs)	DELIVERY MODE
SF21G~SF28G	D1	Approximate 0.38	3000	3000	30000	Tape
SF21G~SF28G	C1	Approximate 0.38	500	500	25000	Bulk

■ Characteristics(Typical)

FIG.1: I_o-T_a Curve

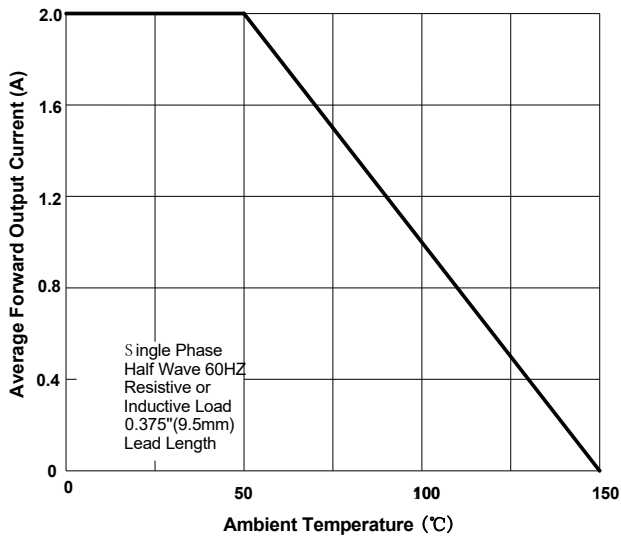


FIG.2: Forward Surge Current Capability

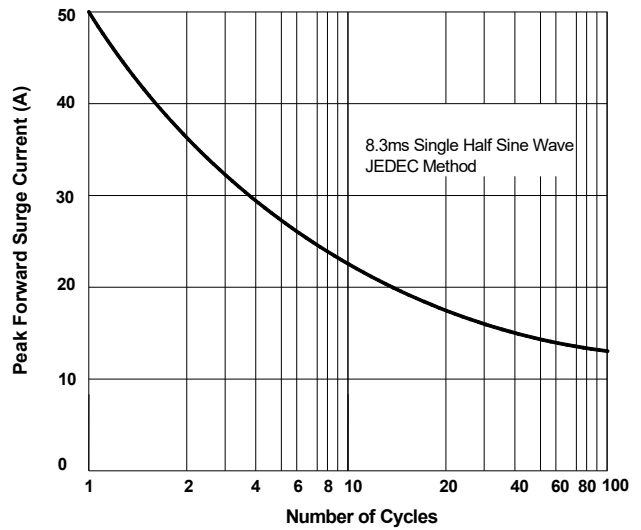


FIG.3: Forward Voltage

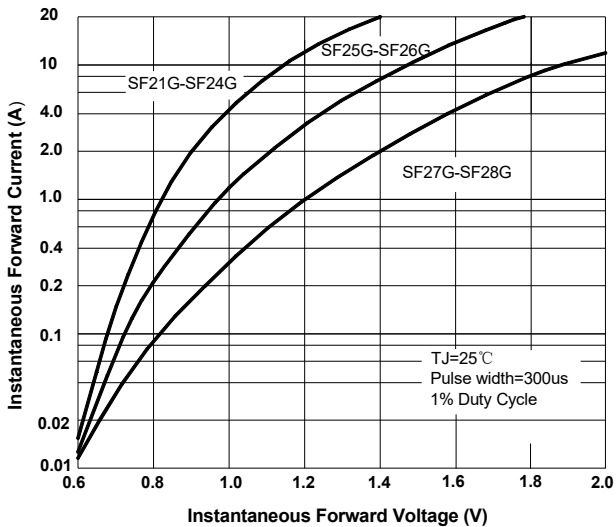
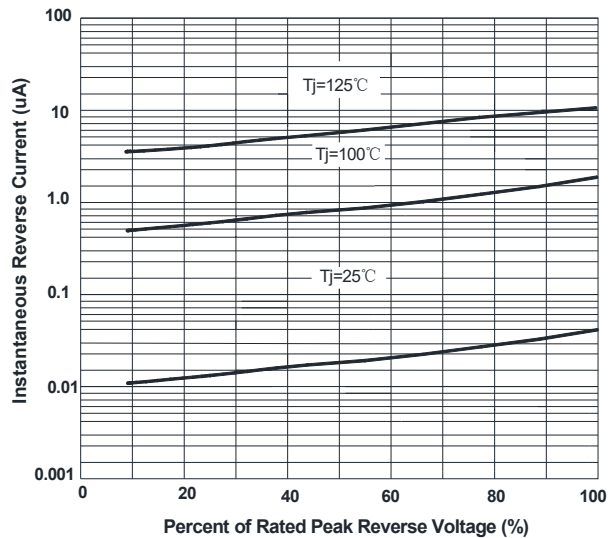
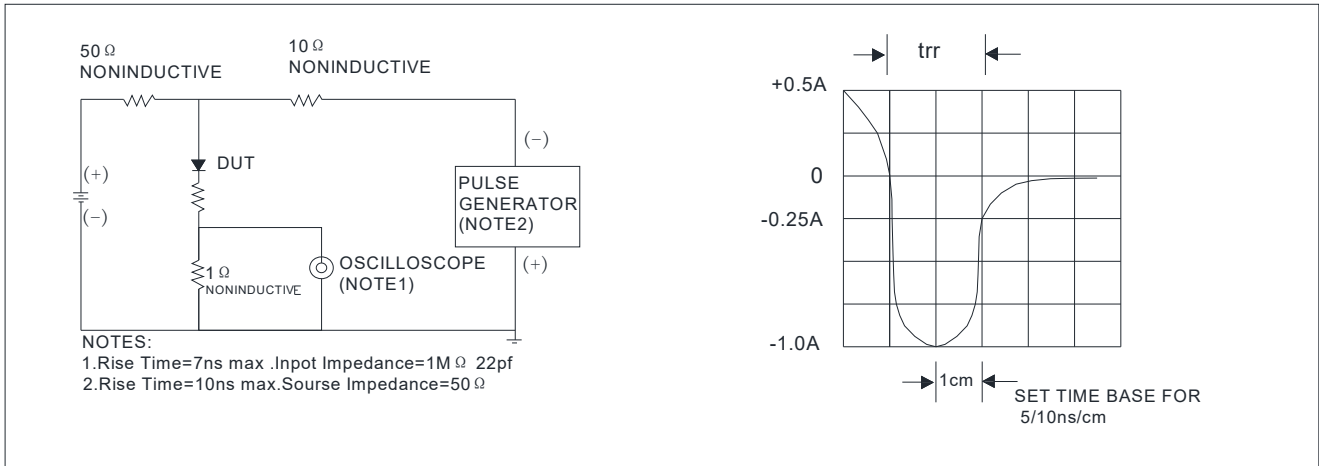


FIG.4: Typical Reverse Characteristics

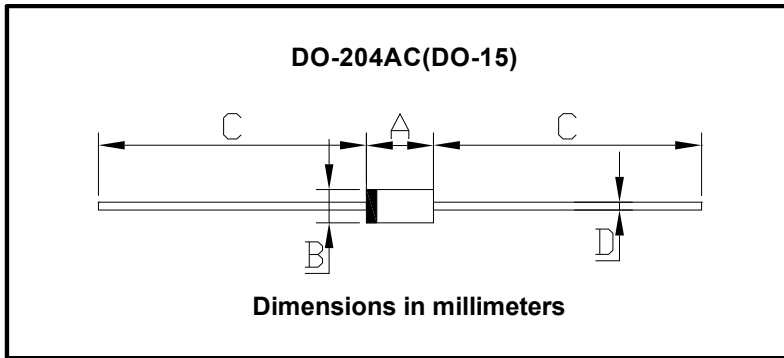


SF21G THRU SF28G

FIG.5: Diagram of circuit and Testing wave form of reverse recovery time



■ Outline Dimensions



DO-204AC(DO-15)		
Dim	Min	Max
A	5.80	7.60
B	2.60	3.60
C	25.4	/
D	0.70	0.90

Disclaimer

The information presented in this document is for reference only. Shanghai Sunco Electronics Co., Ltd reserves the right to make changes without notice for the specification of the products displayed herein to improve reliability, function or design or otherwise.

The product listed herein is designed to be used with ordinary electronic equipment or devices, and not designed to be used with equipment or devices which require high level of reliability and the malfunction of which would directly endanger human life (such as medical instruments, transportation equipment, aerospace machinery, nuclear-reactor controllers, fuel controllers and other safety devices), Russiansunco or anyone on its behalf, assumes no responsibility or liability for any damages resulting from such improper use of sale.

This publication supersedes & replaces all information previously supplied. For additional information, please visit our website [http:// www.russiansunco.com](http://www.russiansunco.com) , or consult your nearest Russiansunco's sales office for further assistance.